



BROWN

Department of Public Safety

2018

Stop Data Report

The Brown University Department of Public Safety seeks to demonstrate a high level of professional performance, enhance and maintain the professional integrity of the department, and promote a high level of community confidence in its operations.

The Professional Standards Bureau is responsible for implementing policy, procedures and directives that aid the organization and its members to realize those goals.

CONTENTS:

- **Field Stop Data**
- **Motor Vehicle Stop Data**

Lt. Bruce W. Holt

Commander, Professional Standards Bureau

Data on Motor Vehicle and Pedestrian Stops for 2018

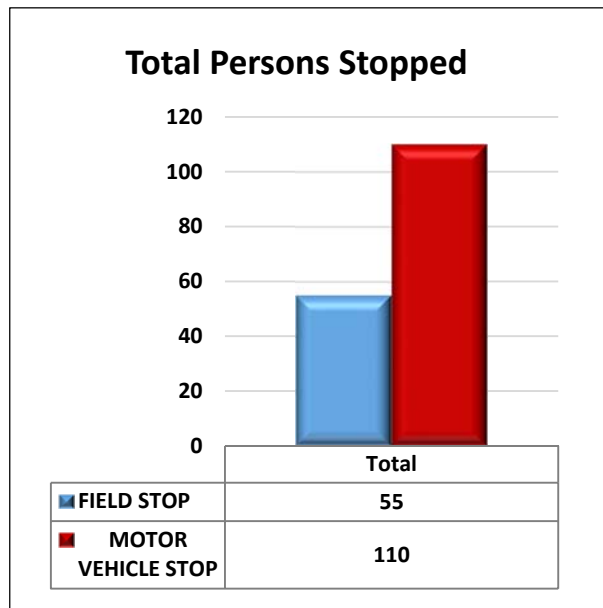
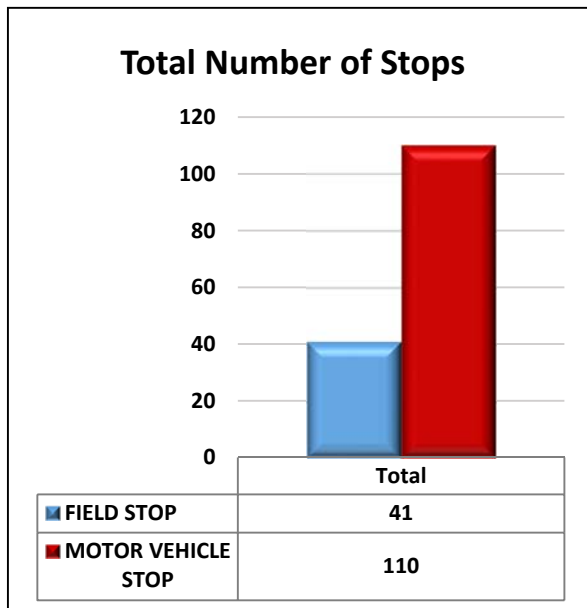
The Brown University Department of Public Safety patrols in a proactive manner, to investigate suspicious persons and circumstances in a professional impartial and unbiased manner.

In 2006, the Department of Public Safety launched a proactive Field Stop Integrity Initiative to monitor and analyze the level of activity surrounding all field stops conducted by DPS Officers.

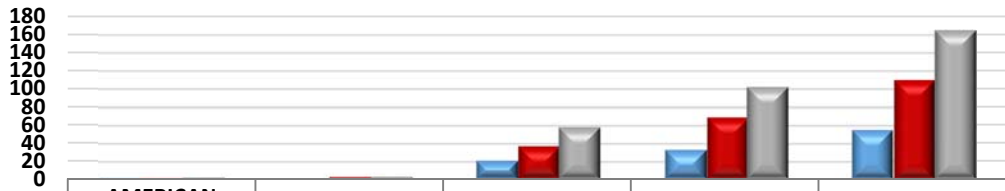
The Proactive Integrity Initiative encompasses the following key principles:

- Ongoing efforts to enhance agency integrity and transparency
- Collecting and analyzing citizen/field stop data
- Consistent efforts to sustain accountability and supervision of personnel
- Implementation of strategies that prevent biased-based policing

As part of our initiative, DPS has established an inquiry process that allows members of the community to request information about their interaction with a DPS Officer, if they are unsure of the reason or validity of a stop. This may be accomplished by filing an inquiry form found on our website which will provide us with details of the stop and a way to contact them.



Race of Persons Stopped



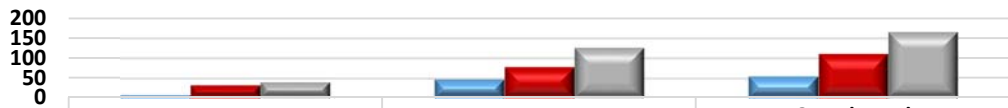
	AMERICAN INDIAN / ALASKAN NATIVE	ASIAN / PACIFIC ISLANDER	BLACK	WHITE	Grand Total
FIELD STOP	1	0	21	33	55
MOTOR VEHICLE STOP	1	3	37	69	110
Grand Total	2	3	58	102	165

Ethnicity of Persons Stopped



	HISPANIC	NOT HISPANIC	Grand Total
FIELD STOP	12	43	55
MOTOR VEHICLE STOP	26	84	110
Grand Total	38	127	165

Gender of Persons Stopped



	FEMALE	MALE	Grand Total
FIELD STOP	8	47	55
MOTOR VEHICLE STOP	32	78	110
Grand Total	40	125	165

Affiliation of Persons Stopped



	FACULTY	NOT AFFILIATED	STAFF	STUDENT	Grand Total
FIELD STOP	0	53	0	2	55
MOTOR VEHICLE STOP	0	106	0	4	110
Grand Total	0	159	0	6	165